

ALVECHURCH MARINA

2021 Day Hire Information



DIRECTIONS

BY ROAD

The marina is on the western edge of the village of Alvechurch, close to the railway station.

- Exit the M42 at Junction 2 (to Birmingham South, Redditch).
- Take the A441 towards Birmingham for 1/2 mile.
- At mini-roundabout take 1st exit (to Alvechurch) for 1 mile.
- At mini-roundabout go straight on (slightly to left), 2nd exit.
- Pass under the motorway and continue into the village for 1/2 mile, straight across the 2 mini-roundabouts.
- Immediately after the pedestrian traffic lights turn right. Brown marina sign on the left points towards the marina.
- Pass over a double hump-backed bridge (the railway, then the canal) and the marina entrance is 100m on the left.

FROM AIRPORTS

From Birmingham International Airport: Take a taxi to the marina (about 30 minutes).

From Luton, Heathrow, Gatwick or Stansted: Take the inter-airport coach service to Birmingham International Airport then take a taxi as above. Alternatively, make your way to London (Euston) and take a train as below.

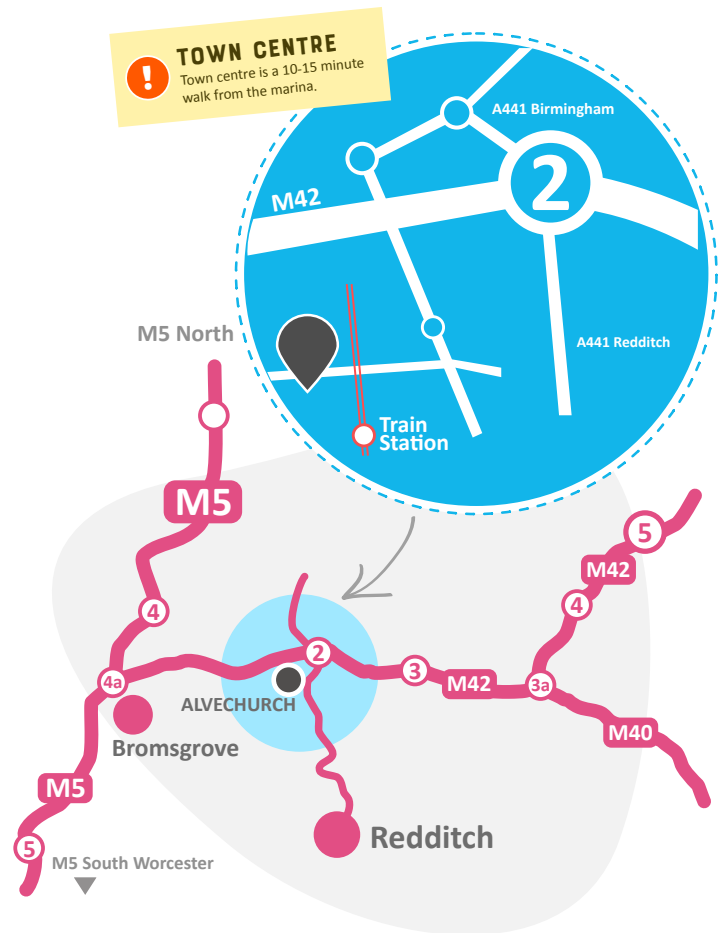
BY RAIL

From London: Go to London (Euston) station and take the train to Birmingham (New Street) station. On weekdays and Saturdays trains depart every 30 minutes and the journey time is about 90 minutes. At Birmingham (New Street) change trains to the local service to Redditch. This service operates every 30 minutes and journey time is about 40 minutes. Alvechurch is an unmanned station which is the last stop before Redditch. The marina is only about 300 metres from the station.

On the road outside the station turn left and go over the railway and canal bridges and we are **100 metres on the left**.



You can buy rail tickets online at thetrainline.com or gwr.com



TRAVEL & PLANNING

LOCAL ACCOMMODATION

Please check www.airbnb.co.uk or www.laterooms.com for local availability.

LOCAL TAXI COMPANIES

Hyde Cars: 01527 65319 or 07774 857574

Gold & Black Cars: 01527 570707 or 01527 570527

NEAREST GROCERY STORES

There is a small convenience store in Alvechurch village (a short walk from the marina). The nearest supermarket is Sainsburys on the A441 at the north edge of Redditch (10 minutes by car).

FOR MORE INFORMATION ON WHATS NEARBY...

Visit our website - alvechurchmarina.com/nearby

ADDRESS: Alvechurch Marina, Scarfield Wharf, Alvechurch, Worcs, B48 7SQ **PHONE:** 0121 445 1133

E-MAIL: abclg@alvechurchmarina.com **WEB:** www.alvechurchmarina.com



ARRIVAL TIME: 9.30AM - HAND BACK: 4.30PM

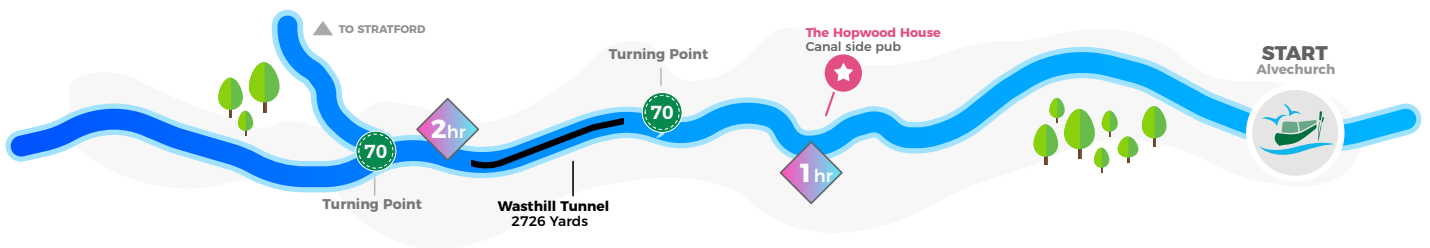
Please note that upon arrival, a cash or card security deposit of £100 will be taken and then refunded upon the boats return in it's original condition. Please note that card refunds may take up to 14 days to process.

DAY CRUISING ROUTES

HOPWOOD & RETURN Cruising Time: 4-5 Hrs • Locks: 0

Heading north out of Alvechurch Marina, an hour's cruise will take you to Hopwood, travelling over an aqueduct and past the Bittell Reservoirs. These two reservoirs were built by the canal company and completed in 1837 to feed the canal and compensate local mill owners for water loss during the construction of the canals.

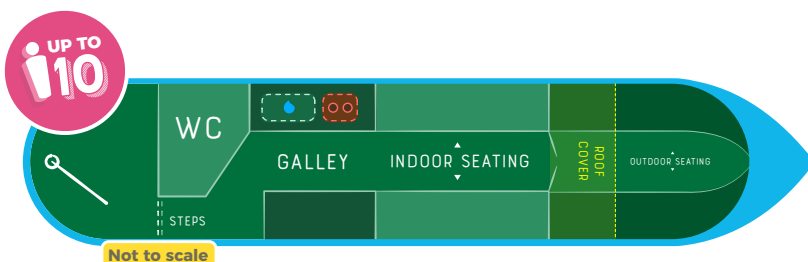
They are now popular attractions for anglers, walkers and bird watching. Just after Bridge 67, you will reach the Hopwood House Inn which is a great place to moor up for a break, and a good place to turn around after a leisurely lunch or a walk around the reservoirs



TARDEBIGGE & RETURN Cruising Time: ~4 Hrs • Locks: 0

Heading south will take you to Top Lock of the Tardebigge flight, through the Shortwood and Tardebigge tunnels, where local tales talk of how the trees were used to make the handles of the famous Harris Brushes at Stoke Prior and the local horses gave up some of their tails for the bristles.

You will also pass Hewell Grange Prison, a lime kiln dig out and see views of St Bartholomew's Church on the hill. There is a turning point at Top Lock which is a good place to moor up and take a walk, following signs to the church and turning right along the road to find the New Tardebigge pub for some lunch or to just turn around and head back to the marina.



Away Day ✓ **All Tuition Given**

How Many People: Up to 10

Facilities: 2 burner hob / grill, sink, bathroom, electric cooler box, indoor and outdoor seating



The Weighbridge, licenced bar & food

The canalside Weighbridge Pub in Alvechurch Worcestershire was once the old Weighbridge office for offloading coal barges to horse and cart for local deliveries. It has since been converted into a cozy canalside public house with a friendly atmosphere serving a selection of reasonably priced bar food and drinks.

CONTACT INFORMATION

To book a meal or for further information, please call 0121 445 5111 or simply call in when you arrive at the marina.

BAR TIMES: MONDAY TO SUNDAY, 12-3PM THEN 7-11PM

FOOD: THURSDAY TO MONDAY, 12-2PM THEN 7-9PM (TUESDAY & WEDNESDAY, SANDWICHES ONLY)

www.the-weighbridge.co.uk

All opening times are subject to change

ORDER A PICNIC!

The Weighbridge pub offers a picnic service if you're going out for the day on one of our boats. If you'd like to arrange this, please see the menu, prices and how to book on the next page.



SANDWICH PLATTERS

Sandwich selection on brown and white bread served with crisps.

1^{1/2} Rounds Per Person

£3.50/PERSON

PICNIC GRAZING BOX

An individual box of grazing goodies - Continental meats, cheeses, crackers, dried and fresh fruits.

£8.50/PERSON - OR 2 BOXES FOR £15

AFTERNOON CREAM TEA SPECIAL

Our most popular choice - Sandwich selection, scone with jam and clotted cream, savoury pastry (EG sausage roll or quiche) and a slice of cake.

£6.50/PERSON

HOW TO ORDER

To order, please contact Jayne at The Weighbridge on 0121 445 5111.
Please order at least 7 days prior to your day trip.

SPECIAL REQUIREMENTS

If you have any special requirements, such as gluten / lactose free, vegetarian, or vegan, please state when ordering.

We are not a nut free environment.